




Diversified CPC International offers state-of-the-art DOT pressure vessels, provided in a wide range of sizes and all conforming to strict code requirements and safety standards.



1# Vertical with 1/4 AN Flare Vapor Withdrawal

Rating: DOT-4B-240ET
240 psig

Size: 3" Dia. x 9 3/8" L

Weight: 2.0 lbs.

Spud Size: 3/8" NPTF

Contents: 900 ml./30.6 oz.

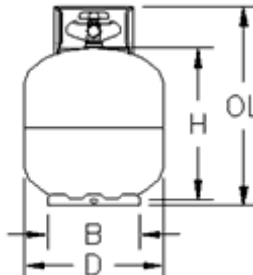
Relief Setting: 400 psig

20# Vertical

CAT. #	OL	H	D	TW	Water Cap.	B
20#	17.56 in	13.62 in	12.16 in	18 lb	47.6 lb	8 in

Rating: DOT-4B-240
240 psig

Relief Setting: 375 psig

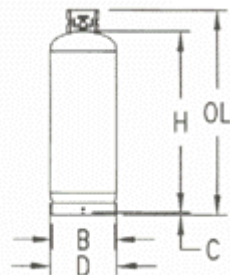


100# Vertical

CAT. #	C	OL	H	D	TW	Water Cap.	B
100#	0.50 in	46.31 in	41.00 in	15.06 in	70 lb	238 lb	14 in

Rating: DOT-4B-240
240 psig

Relief Setting: 375 psig

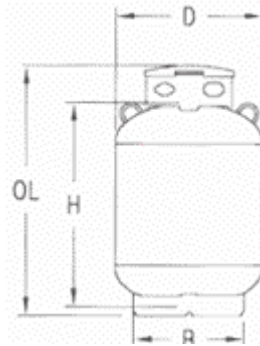




200# Vertical

CAT. #	OL	H	D	TW	Water Cap.	B
200#	42.12 in	34.06 in	24 in	147 lb	476 lb	20 in

Rating: DOT-4B-240
240 psig
Relief Setting: 375 psig



420# Vertical

CAT. #	OL	H	D	TW	Water Cap.	B
420#	53.25 in	45.62 in	30 in	278 lb	1000 lb	23.12 in

Rating: DOT-4B-240
240 psig
Relief Setting: 375 psig

